


FINANCIAL HIGHLIGHTS

REVENUE



REVENUE BY BUSINESS GROUP

EUR million	2008	2009	2010
Wines and Spirits	3,126	2,740	3,261
Fashion and Leather Goods	6,010	6,302	7,581
Perfumes and Cosmetics	2,868	2,741	3,076
Watches and Jewelry	879	764	985
Selective Retailing	4,376	4,533	5,378
Other activities and eliminations	(66)	(27)	39
TOTAL	17,193	17,053	20,320

A STRONG MOMENTUM IN ALL OUR BUSINESSES


PROFIT FROM RECURRING OPERATIONS



PROFIT FROM RECURRING OPERATIONS BY BUSINESS GROUP

EUR million	2008	2009	2010
Wines and Spirits	1,060	760	930
Fashion and Leather Goods	1,927	1,986	2,655
Perfumes and Cosmetics	290	291	332
Watches and Jewelry	118	63	128
Selective Retailing	388	388	536
Other activities and eliminations	(155)	(136)	(160)
TOTAL	3,628	3,352	4,321

NET PROFIT



GROUP SHARE OF NET PROFIT



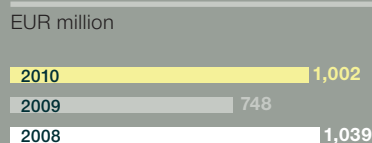
BASIC GROUP SHARE OF NET PROFIT PER SHARE



CASH FLOW FROM OPERATION

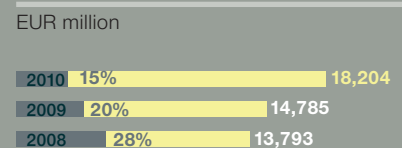


OPERATING INVESTMENTS⁽¹⁾



TOTAL EQUITY⁽²⁾

NET FINANCIAL DEBT TO EQUITY RATIO



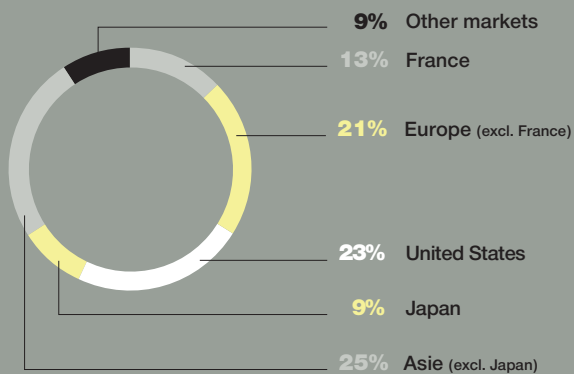
(1) Acquisitions of tangible and intangible fixed assets

(2) Includes minority interests before appropriation of net profit.



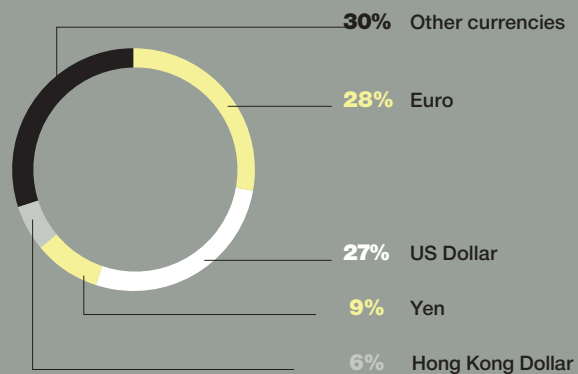
REVENUE BY GEOGRAPHIC REGION OF DELIVERY

in %



REVENUE BY INVOICING CURRENCY

in %



STORES NETWORK

at december 31, 2010



NUMBER OF STORES

